

# Are Consumers Weakening?

March 19, 2024

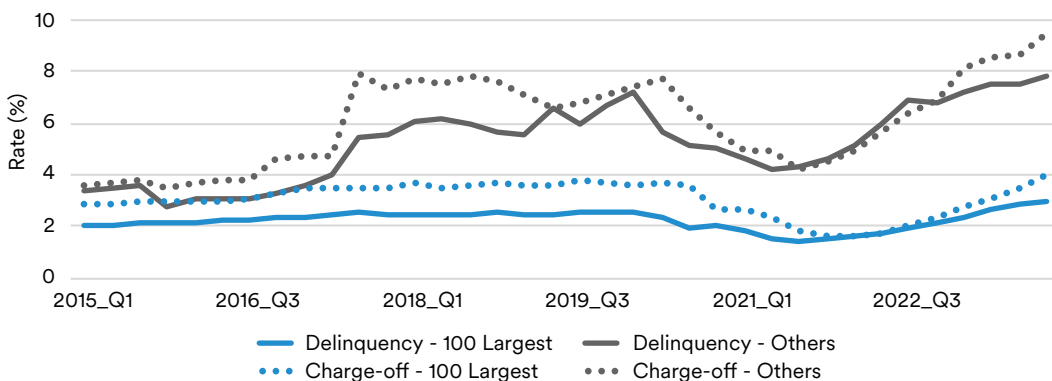
Our baseline forecast continues to incorporate a recession as we remain cautious about the economy. Although aggregate economic and labor market indicators continue to be strong, we are concerned about high consumer loan delinquencies, creeping unemployment, and affordability, all of which are potential headwinds to growth.

## Charge-off Rates Increasing Rapidly on Consumer Loans

Consumers are having more and more trouble paying off debt.

Recent data from the Federal Reserve Board of Governors shows that charge-off rates on consumer credit card loans has reached 4.2% in 2024 Q4, the highest since 2012. Smaller banks face a significantly higher impact, as the credit card delinquency rate for banks other than the largest 100 has reached 7.8% and their charge-off rate reached 9.5%, both surpassing even the peaks seen in the 2008 financial crisis. For the largest 100 banks, credit card delinquencies rose to 3.0% and charge-offs ended the year at 4.0%. While these are not as high as they were during the 2008 crisis, they are at levels not seen since the early part of last decade.

## Credit Card Delinquencies Have Increased for Small Banks



Source: Federal Reserve Board, Haver, MIM,. As of Q4 2023.


## Authors



**DREW T. MATUS**  
Chief Market Strategist



**TANI FUKUI**  
Director, Global Economic & Market Strategy



**SHAN AHMED**  
Associate, Global Economic & Market Strategy

Even as consumers continue to spend, this indicator shows that finances for some consumers, particularly those that are younger and/or lower income who rely more on credit, are stressed by higher prices, higher rates, and the highest credit card interest margins in history.<sup>1</sup>

Credit card delinquency rates are one metric of consumer stress, but other measures also show a worsening picture, with default rates on auto loans rising and more consumers using alternative forms of credit such as Buy Now Pay Later.<sup>2</sup> While the effects of these stresses have not spilled over to the wider economy just yet, we could see more widespread impacts including downward pressure to consumer spending if consumers lose their jobs or are further unable to afford their growing debt usage. Regardless, the narrative around consumers' financial health and spending patterns has shifted materially since the excess savings story of 2022 and early 2023.

## Demographic Segments and Sahm Rule Triggers

We see unemployment rates increasingly flashing warning signs.

In February, we discussed triggers to the Sahm rule at the state level. Various demographic segments are now also triggering the Sahm rule.<sup>3</sup>

The overall unemployment rate remains healthy. Substantial parts of the population are still experiencing a strong labor market.

At the same time, some demographic groupings, including some of those that historically have been the first to see unemployment rise, are seeing an increase in unemployment rates. Those with high school or less are seeing an increase in unemployment, as are Hispanic and foreign-born workers. Older workers (60+), veterans, and persons with disability have also seen an increase in their unemployment rates.

Although several labor market statistics still seem remarkably healthy—job openings are still strong, unemployment rates are still historically low—we believe there are in fact growing areas of concern.

## When keeping up is not enough: wages and consumer spending

After a lot of mid-pandemic back and forth, wages and inflation have settled back into a more stable relationship since the beginning of 2023. However, we observe at least one key way in which that relationship remains substantially off the “old normal” path.

## Sahm Rule Is Being Triggered by an Increasing Number of Demographic Segments.

Unemployment Rate (3 mo MA)	Feb-2023	Aug-2023	Feb-2024
Overall (16+)	3.5	3.6	3.8
Men, 20+	3.2	3.5	3.5
Women, 20+	3.2	3.1	3.3
Teens	10.7	11.6	11.7
White	3.1	3.2	3.4
Black	5.6	5.7	5.4
Asian	2.9	2.9	3.1
Hispanic	4.8	4.5	5.0
Less than high school	5.1	5.6	6.0
High school diploma, no college	3.7	3.7	4.2
Some college	3.1	3.1	3.2
College degree(s)	2.0	2.1	2.1
Veterans*	2.8	3.1	3.0
Persons with disability*	6.5	6.6	7.1
Foreign born workers*	3.6	3.4	4.1
Cusp of retirement (60-64)*	2.8	2.4	2.8
Older workers (65+)*	2.8	3.2	3.3
By state - number of states***	4	5	21
By state - % of U.S. GDP***	22	21	46

\* Seasonally adjusted by Haver; \*\* Not seasonally adjusted  
 \*\*\* State level unemployment is for January 2024; February data are not yet available.

■ Sahm rule triggered ■ Sahm rule close to triggering  
 ■ Sahm rule not close to triggering

High inflation was thought to be the reason behind the discrepancy between weak consumer confidence and a strong labor market. As inflation has decelerated with only a slight improvement in consumer confidence, observers have tried to construct a new narrative: consumers are finding price *levels* uncomfortable, not just the rate of price increases. That is, consumers remember that eggs used to cost \$1.50 a dozen before the pandemic and feel uncomfortable about prices remaining at \$2.50—with the implication that consumers just need to get used to the new price levels.

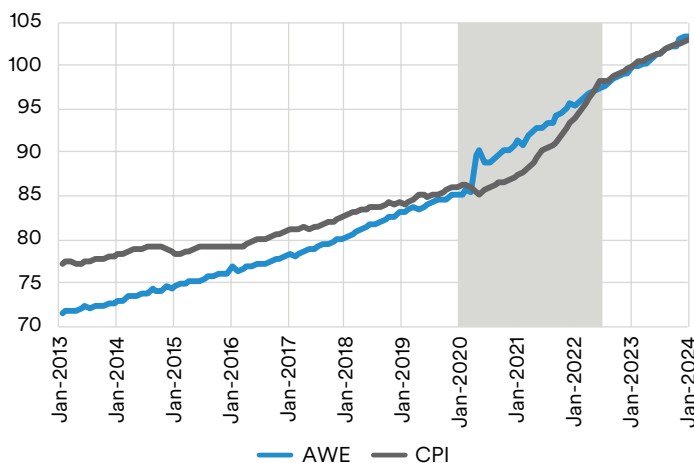
We think there's something else going on. By looking at the recent behavior of average weekly earnings and comparing it with the CPI, we see that there has been a change in the relationship of wages to inflation. From 2013 through 2019, average weekly earnings rose by 2.6% versus CPI of 1.6%. That is, earnings rose a full percentage point faster than inflation on average every

year—the average consumer’s earning power was continuously rising.

Over the past year, since the beginning of January 2023, average weekly earnings barely outpaced inflation—rising only 0.1 percentage points faster. This is a far cry from what workers are used to. From this perspective it’s no wonder that people remain unhappy about inflation, and no wonder that they feel cautious about consumption.

This dynamic—effectively the flattening out of real wages—may be favorable for the Fed’s fight against inflation, but it may equally be a warning about the capacity for consumers to keep spending.

### Consumers May Not Be Imagining It (Jan 2023 = 100)



Note: Shading denotes pandemic (not recession) from March 2020 through June 2022. Source: MIM.  
Source: BLS, Haver, MIM. Data as of Feb. 2024.

Annualized avg growth rates	Pre-Pandemic (2013-2019)	Since Jan 2023
AWE (nominal)	2.6	3.3
CPI	1.6	3.3
Difference	1.0	0.1

## U.S. Outlook Summary

We continue to expect a recession in 2024. A few concerns factor into this view. First, credit conditions remain tight despite recent stabilization. Second, delinquency rates are rising—with consumer loan delinquencies at their highest level in over 10 years and the second-sharpest increase in commercial real estate delinquencies since 2010. Finally, unemployment rates are rising in certain states and demographic segments, which could be a warning signal for broader weakening.

We believe the Fed has finished hiking rates this cycle, given that the core personal consumption expenditure (PCE)

deflator moderated to 2.9 percent by year-end. We expect 150bps worth of Fed Funds rate cuts beginning around midyear 2024. Whether or not there is a recession, the Fed is likely to cut as it eases from the current tight conditions.

We expect a particularly mild increase in unemployment relative to prior recessions—these have seen unemployment increase by at least two percentage points—due to this cycle’s unusually tight labor market conditions.

Yields have historically peaked ahead of cuts to the Fed Funds rate. We expect the 10-year yield to migrate to 4% by year end; this does not preclude swings through the year, driven by uncertainty about the timing and extent of Fed rate cuts.

## Risks to the Outlook

### MIM Forecast

U.S.	2023*	2024	2025
GDP	2.5	1.0	1.4
CPI	3.2	2.8	2.8
10 Year	3.88	4.00	3.50
Policy rates (upper bound)	5.50	4.00	2.00
Unemployment	3.7	4.4	4.3

Note: GDP is annual average growth rate, CPI is Q4 year/year, 10 year is year-end, policy rate is the upper bound year-end rate. Our core PCE forecast for 2024 is 2.5%.

\*Denotes actual data; the rest are forecasts.

Source: BEA, BLS, U.S. Treasury, Federal Reserve, Bloomberg, MetLife Investment Management. As of March 2024.

We continue to recognize mitigating factors that work against our call for a recession in the first part of 2024. First, labor market robustness could continue to support consumer spending. Second, corporate profits remain robust for many companies, increasing the possibility of a more robust investment program in 2024. Finally, home completions picked up in 2023, while rents have started to fall, raising the probability.

### Endnotes

- Martinez, Dan and Margaret Seikel, “Credit card interest rate margins at all-time highs,” Consumer Financial Protection Bureau, February 22, 2024.
- Federal Reserve Bank of New York, “Credit card and auto loan delinquencies continue rising; notably among younger borrowers,” February 6, 2024; Aidala, Felix, Daniel Mangrum, and Wilbert van der Klaauw, “How and why do consumers use ‘Buy Now, Pay Later?’” Liberty Street Economics, Federal Reserve Bank of New York, February 14, 2024.
- The Sahm rule is triggered when the three-month moving average unemployment rate rises by more than 0.5 percentage points than the lowest point in the last 12 months. Every time – so far – that this has been triggered at the national level, the U.S. has fallen into a recession. Subnational triggers of the Sahm rule provide a warning for a potential national level trigger.

## Disclaimer

This material is intended solely for Institutional Investors, Qualified Investors and Professional Investors. This analysis is not intended for distribution with Retail Investors.

This document has been prepared by MetLife Investment Management (“MIM”)<sup>1</sup> solely for informational purposes and does not constitute a recommendation regarding any investments or the provision of any investment advice, or constitute or form part of any advertisement of, offer for sale or subscription of, solicitation or invitation of any offer or recommendation to purchase or subscribe for any securities or investment advisory services. The views expressed herein are solely those of MIM and do not necessarily reflect, nor are they necessarily consistent with, the views held by, or the forecasts utilized by, the entities within the MetLife enterprise that provide insurance products, annuities and employee benefit programs. The information and opinions presented or contained in this document are provided as of the date it was written. It should be understood that subsequent developments may materially affect the information contained in this document, which none of MIM, its affiliates, advisors or representatives are under an obligation to update, revise or affirm. It is not MIM’s intention to provide, and you may not rely on this document as providing, a recommendation with respect to any particular investment strategy or investment. Affiliates of MIM may perform services for, solicit business from, hold long or short positions in, or otherwise be interested in the investments (including derivatives) of any company mentioned herein. This document may contain forward-looking statements, as well as predictions, projections and forecasts of the economy or economic trends of the markets, which are not necessarily indicative of the future. Any or all forward-looking statements, as well as those included in any other material discussed at the presentation, may turn out to be wrong.

All investments involve risks including the potential for loss of principle and past performance does not guarantee similar future results. Property is a specialist sector that may be less liquid and produce more volatile performance than an investment in other investment sectors. The value of capital and income will fluctuate as property values and rental income rise and fall. The valuation of property is generally a matter of the valuers’ opinion rather than fact. The amount raised when a property is sold may be less than the valuation. Furthermore, certain investments in mortgages, real estate or non-publicly traded securities and private debt instruments have a limited number of potential purchasers and sellers. This factor may have the effect of limiting the availability of these investments for purchase and may also limit the ability to sell such investments at their fair market value in response to changes in the economy or the financial markets.

In the U.S. this document is communicated by **MetLife Investment Management, LLC (MIM, LLC)**, a U.S. Securities Exchange Commission registered investment adviser. MIM, LLC is a subsidiary of MetLife, Inc. and part of MetLife Investment Management. Registration with the SEC does not imply a certain level of skill or that the SEC has endorsed the investment advisor.

This document is being distributed by **MetLife Investment Management Limited (“MIML”)**, authorised and regulated by the UK Financial Conduct Authority (FCA reference number 623761), registered address 1 Angel Lane, 8th Floor, London, EC4R 3AB, United Kingdom. This document is approved by MIML as a financial promotion for distribution in the UK. This document is only intended for, and may only be distributed to, investors in the UK and EEA who qualify as a “professional client” as defined under the Markets in Financial Instruments Directive (2014/65/EU), as implemented in the relevant EEA jurisdiction, and the retained EU law version of the same in the UK.

**For investors in the Middle East:** This document is directed at and intended for institutional investors (as such term is defined in the various jurisdictions) only. The recipient of this document acknowledges that (1) no regulator or governmental authority in the Gulf Cooperation Council (“GCC”) or the Middle East has reviewed or approved this document or the substance contained within it, (2) this document is not for general circulation in the GCC or the Middle East and is provided on a confidential basis to the addressee only, (3) MetLife Investment Management is not licensed or regulated by any regulatory or governmental authority in the Middle East or the GCC, and (4) this document does not constitute or form part of any investment advice or solicitation of investment products in the GCC or Middle East or in any jurisdiction in which the provision of investment advice or any solicitation would be unlawful under the securities laws of such jurisdiction (and this document is therefore not construed as such).

**For investors in Japan:** This document is being distributed by MetLife Asset Management Corp. (Japan) (“MAM”), 1-3 Kioicho, Chiyoda-ku, Tokyo 102-0094, Tokyo Garden Terrace KioiCho Kioi Tower 25F, a registered Financial Instruments Business Operator (“FIBO”) under the registration entry Director General of the Kanto Local Finance Bureau (FIBO) No. 2414, a regular member of the Japan Investment Advisers Association and the Type II Financial Instruments Firms Association of Japan. As fees to be borne by investors vary depending upon circumstances such as products, services, investment period and market conditions, the total amount nor the calculation methods cannot be disclosed in advance. All investments involve risks including the potential for loss of principle and past performance does not guarantee similar future results. Investors should obtain and read the prospectus and/or document set forth in Article 37-3 of Financial Instruments and Exchange Act carefully before making the investments.

**For Investors in Hong Kong S.A.R.:** This document is being issued by MetLife Investments Asia Limited (“MIAL”), a part of MIM, and it has not been reviewed by the Securities and Futures Commission of Hong Kong (“SFC”). MIAL is licensed by the Securities and Futures Commission for Type 1 (dealing in securities), Type 4 (advising on securities) and Type 9 (asset management) regulated activities.

**For investors in Australia:** This information is distributed by MIM LLC and is intended for “wholesale clients” as defined in section 761G of the Corporations Act 2001 (Cth) (the Act). MIM LLC exempt from the requirement to hold an Australian financial services license under the Act in respect of the financial services it provides to Australian clients. MIM LLC is regulated by the SEC under US law, which is different from Australian law.

**MIMEL:** For investors in the EEA, this document is being distributed by MetLife Investment Management Europe Limited (“MIMEL”), authorised and regulated by the Central Bank of Ireland (registered number: C451684), registered address 20 on Hatch, Lower Hatch Street, Dublin 2, Ireland. This document is approved by MIMEL as marketing communications for the purposes of the EU Directive 2014/65/EU on markets in financial instruments (“MiFID II”). Where MIMEL does not have an applicable cross-border licence, this document is only intended for, and may only be distributed on request to, investors in the EEA who qualify as a “professional client” as defined under MiFID II, as implemented in the relevant EEA jurisdiction. The investment strategies described herein are directly managed by delegate investment manager affiliates of MIMEL. Unless otherwise stated, none of the authors of this article, interviewees or referenced individuals are directly contracted with MIMEL or are regulated in Ireland. Unless otherwise stated, any industry awards referenced herein relate to the awards of affiliates of MIMEL and not to awards of MIMEL.

<sup>1</sup> As of December 31, 2023, subsidiaries of MetLife, Inc. that provide investment management services to MetLife’s general account, separate accounts and/or unaffiliated/third party investors include Metropolitan Life Insurance Company, MetLife Investment Management, LLC, MetLife Investment Management Limited, MetLife Investments Limited, MetLife Investments Asia Limited, MetLife Latin America Asesorias e Inversiones Limitada, MetLife Asset Management Corp. (Japan), MIM I LLC, MetLife Investment Management Europe Limited and Affirmative Investment Management Partners Limited.

L0324038852[exp0924]